


14" Balls and Bases

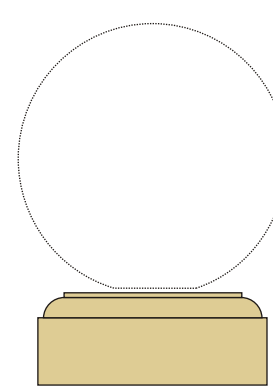
Slightly larger than our 12" ball, the 14" ball adds an increased dominance to grand entrances and larger gateways.

Code	F140 14" Ball and bases		Height		Weight	
	Height (mm)	Width (mm)	inc. ball*	inc. ball*	(Kg)	(Kg)
F140	350	355	n/a	45	n/a	
UP06P	122	303	478	20	65	
F092	152	178	508	4	49	
UP11	165	330	521	32	77	
F121	254	229	610	16	61	
F093	279	356	635	28	73	
F171	330	356	686	32	77	


*Height including ball includes one 6mm joint



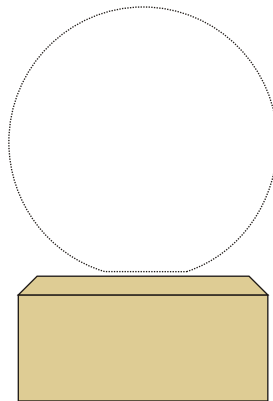
14" ball only F140



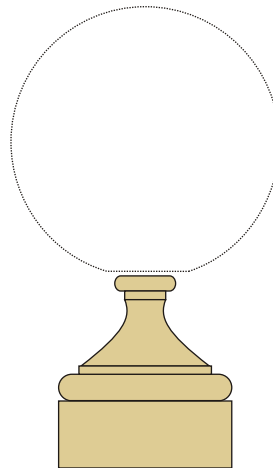
Plinth UP06P



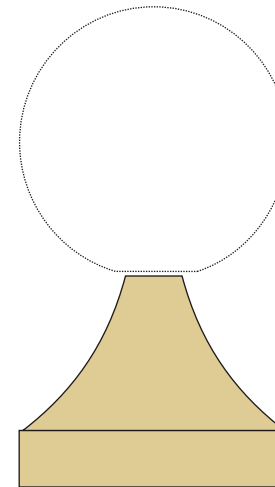
Round base F092



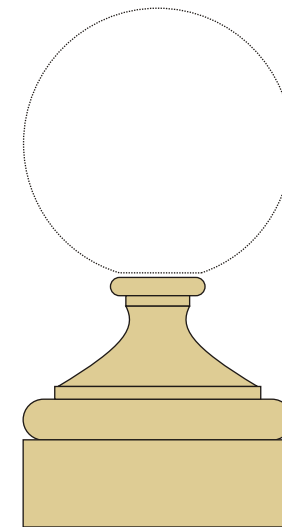
Chamfered block UP11



Square base 9" F121



Sloping base F093



Square base 14" F171